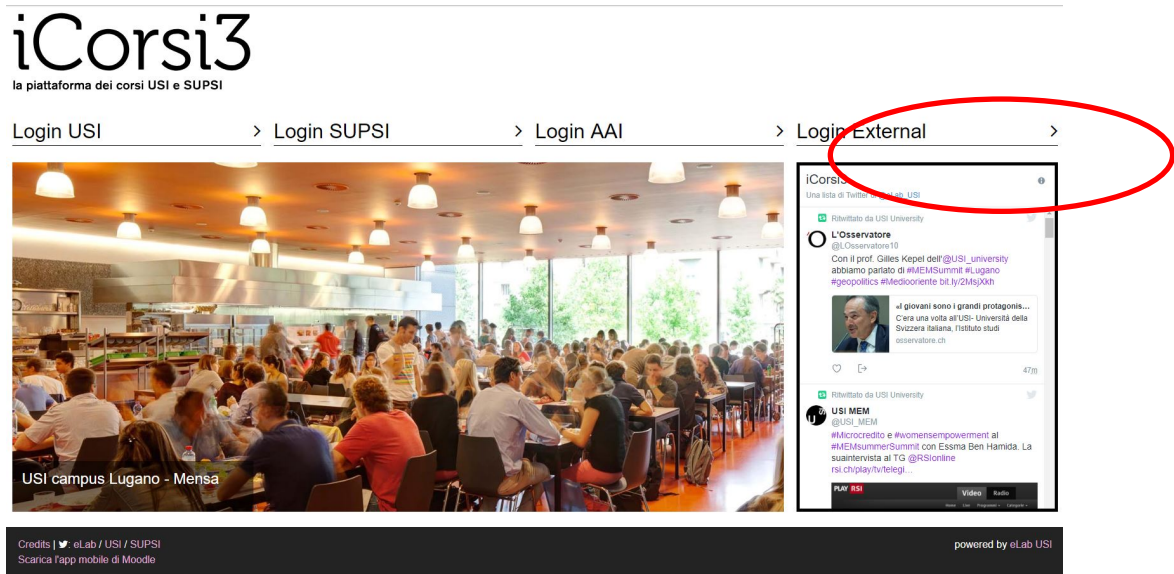


EXTERNAL USERS PASSWORD CHANGE INSTRUCTIONS

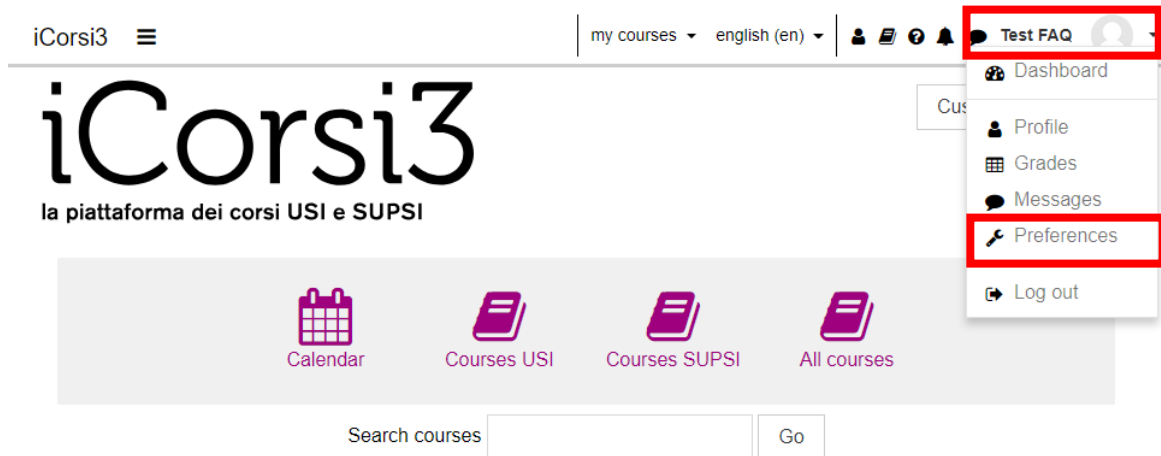
1. Go to the iCorsi3 platform: <https://www.icorsi.ch/>
2. Click on “Login External”



3. Insert your username (firstname.lastname@icorsi) and your password

The image shows a login form titled 'Login External Users (@icorsi)'. It features two input fields: 'Username' and 'Password', both of which are circled in red. To the right of the fields, there is a link that says 'Forgotten your username or password?'. Below the input fields, there is a checkbox labeled 'Remember username' and a note that says 'Cookies must be enabled in your browser'. At the bottom of the form is a purple 'Log in' button. The background of the form is a blurred image of a building.

4. Click on your name in the top right corner and then click on **“Preferences”** in the dropdown menu.



5. Click on **“Change Password”** in the “Preferences” menu.

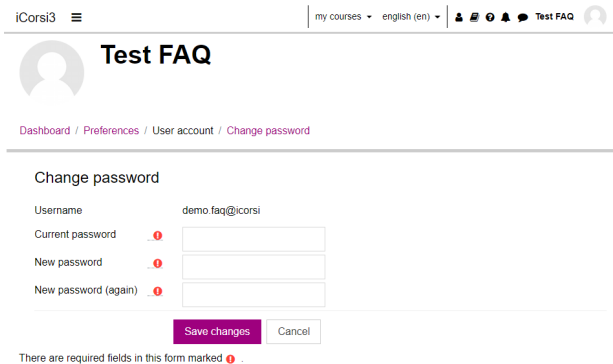
[Dashboard](#) / [Preferences](#)

Preferences

User account

- [Edit profile](#)
- [Change password](#)
- [Preferred language](#)
- [Forum preferences](#)
- [Editor preferences](#)
- [Course preferences](#)
- [Calendar preferences](#)

6. Insert once your actual password and twice the new password, then click on **“Save changes”**



iCorsi3 | my courses | english (en) | Test FAQ

Test FAQ

Dashboard / Preferences / User account / Change password

Change password

Username: demo.faq@icorsi

Current password

New password

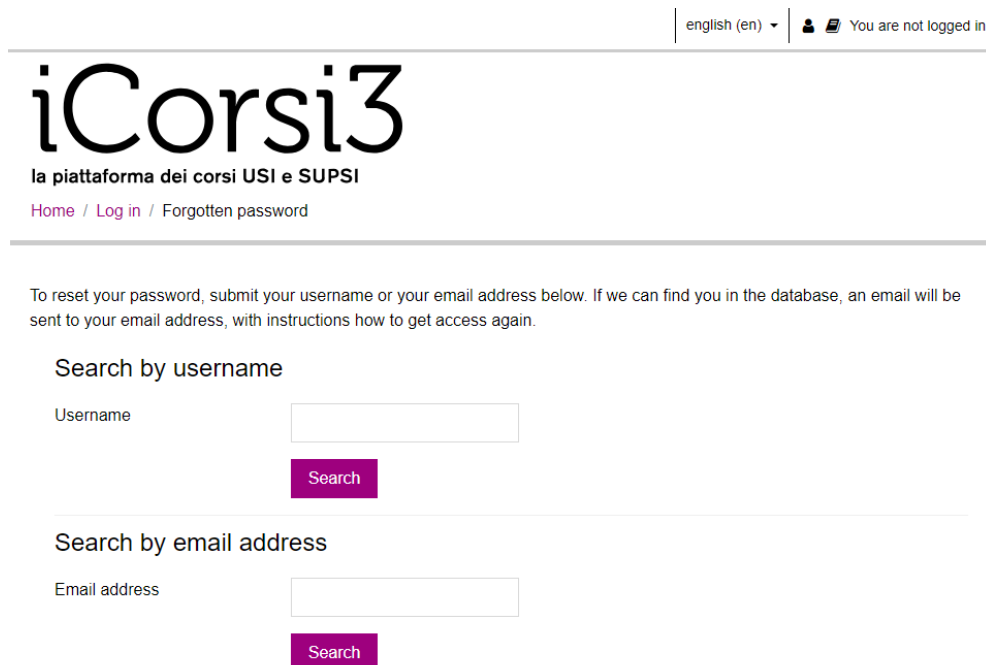
New password (again)

There are required fields in this form marked with a red dot.

7. Now, you can login in the iCorsi3 platform with your new password.

... WHAT IF I FORGET MY PASSWORD?

1. Go to the iCorsi3 platform: : <https://www.icorsi.ch/>
2. Click on “**Login External**”, then on “**Forgotten your username or password?**”
3. The following window will appear:



english (en) | You are not logged in.

iCorsi3

la piattaforma dei corsi USI e SUPSI

[Home](#) / [Log in](#) / [Forgotten password](#)

To reset your password, submit your username or your email address below. If we can find you in the database, an email will be sent to your email address, with instructions how to get access again.

Search by username

Username

Search by email address

Email address

Insert your username or your e-mail address (the one you use on the iCorsi3 platform). An e-mail will be sent to your e-mail address with the instructions on how to get access again.